

SHARE IN THE STORIES

THE NEW INNOVA



Make this premium MPV a space to share more of your life's stories. With a refreshed dynamic exterior and complete safety system added to the same features you've come to love—the Innova is the perfect companion for journeys with the family.



SHARE IN THE POWER

A powerful ride makes powerful memories, so we've engineered the Innova to deliver on remarkable power and efficiency. And because 'multi-purpose' is the name of the game, the Innova actively supports your activities by efficiently carrying the load, whether that be equipment, groceries, luggage, or your loved ones.



2.8L DIESEL ENGINE - We know you'll be loading this car up with the things that matter the most, which is why the Innova was designed to not only be family-oriented, but performance-oriented too, thanks to an engine built to withstand a family's wear and tear.



DRIVE MODE SELECT (ECO AND POWER MODE) - Choose your own adventure: from fuel optimization on more pleasant city drives to an amplified performance when you're raring to go. Move easily during a night in the town or a trip out of town in a manner that feels as carefree as your next vacation.



6-SPEED AUTOMATIC TRANSMISSION WITH SEQUENTIAL CONTROL - Switch gears as quickly as you switch sceneries while staying in control of your car's capability. You'll be cruising down life's highways and crossroads with everyone in tow, with certified confidence.

Also available in 5-Speed Manual Transmission

SHARE IN THE SPORTY STYLE

It's a dynamic look the entire family can enjoy. From urbanescapes to green escapes, the Innova is versatile enough to match each breathtaking view with its upscaled, refreshed exteriors. Allow yourself to be inspired by your surroundings, while being surrounded by the sleek and sporty Innova.

LED HEADLAMPS - Keep your vision clear, bright, and in style. Let sleek headlamps light your way and strengthen your presence on the road.

■ V Grade Only



17" ALLOY WHEELS
V Grade Only



16" ALLOY WHEELS
G and E Grades Only

REAR COMBINATION LAMPS WITH BLACK OUTLINE - Who knew safety and functionality could look good? Drive in confidence knowing the Innova's got your back.

■ V and G Grades Only



LED FRONT FOG LAMPS - For a vehicle that can withstand any weather, the Front Fog Lamps shows you what safety looks like.

V Grade Only

FRONT GRILLE AND BUMPER - Reclaim command of the road with an aggressive appearance as the Innova now shows off a robust grille design.

SIDE TURN SIGNAL LAMP - Its new design adds to the Innova's overall dynamic and sporty look, with a hint of aggressiveness to match.

DAYTIME RUNNING LIGHTS - Nothing beats a dynamic design that keeps you going. Enjoy better visibility in broad daylight and dark night drives.

V Grade Only

BACK DOOR HANDLE GARNISH - Sporting a look of power means anywhere your eyes fall, each detail will feel equally sleek and stunning, even from behind.

V and G Grades Only



SHARE IN THE LUXURY

Make each getaway more special than it already is by elevating the experience even more. Go from family-home to five-star feels with these intuitive features meant to deliver on the understated sophistication, from the moment you step into the Innova.



AMBIENT LIGHTING - They say lighting is everything, and we have to agree. The Innova lets you get in the zone and set the mood with this fancy feature.

V and G Grades Only



FOLDABLE SEATBACK TABLE WITH CUP HOLDER - Have a place for everything and keep everything in its place. With the nifty seatback tray, you'll be able to keep the spills and stains at bay.

V and G Grades Only



AUTOMATIC CLIMATE CONTROL - Take control and comfort to the next level with this feature. Adjust air level or speed from where you're seated, and turn it off and on as you please.

V and G Grades Only



UPPER GLOVE BOX COOLING - No melt, no spoil, no waste. This game-changer compartment lets you keep your essentials comfortably right within reach.



SECOND ROW CAPTAIN SEATS - Stay in control of your own comfort as you stretch out into ergonomic seats that will keep you relaxed and recharged throughout the ride.

V Grade Only

NEW TWO-TONE INTERIOR COLOR
(NOBLE BROWN + BLACK)

V and G Grades Only

SHARE IN THE CONVENIENCE

Leaving the comforts of home shouldn't make you feel less comfortable. The Innova puts the ease in leisure and fun in function with intuitive details that add to the entire experience. With the Innova, the trip starts the moment you step into the car, with finishing touches that make you feel like you can already sit back and relax.





AUDIO SYSTEM WITH APPLE CARPLAY AND ANDROID AUTO - Amp up every experience with a feature that allows you to utilize both iOS or Android devices for an easy and convenient drive.

V, G, and E Grades Only



LUGGAGE SPACE - There'll be more than enough space for the things that matter to you. You'll be riding with your essentials, your loved ones, your carry-on luggage, and new memories in tow.




ONE-TOUCH TUMBLE SECOND ROW SEAT - Accessibility is a priority for this premium MPV. With one touch, you get to access more space and more seats for a comfortable ride ahead.



PUSH START SYSTEM - The Innova gives a whole new meaning to 'touch and go', with an appropriate push start system that gets you going in an instant for the trips that just can't wait!

V Grade Only

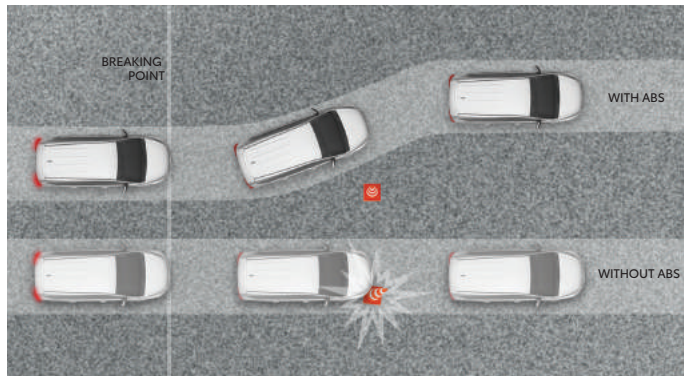


SMART ENTRY - Get a headstart on the journey with a hands-free, keyless entry. Fumbling for your keys while your hands are full will be a thing of the past.

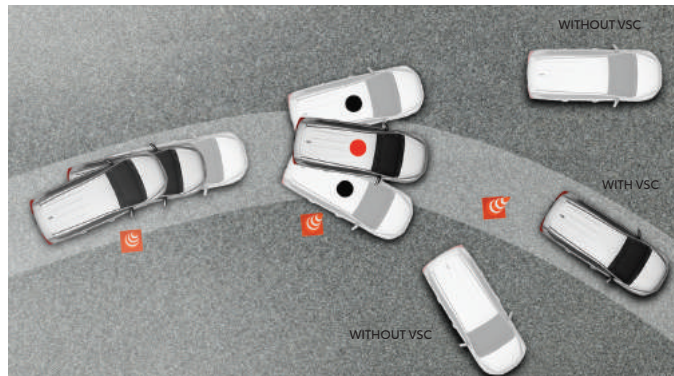
V Grade Only

SHARE IN THE SAFETY

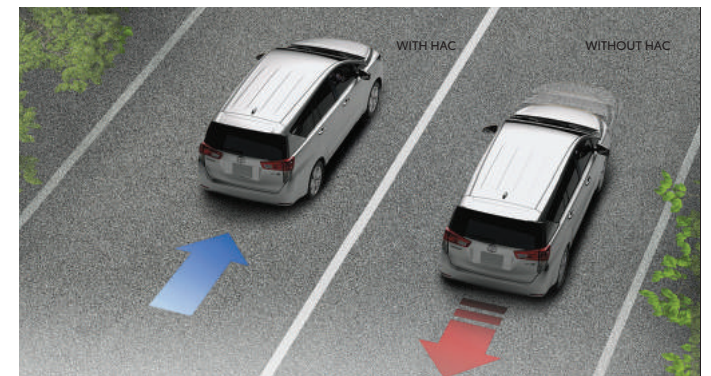
Be on your way while making sure you stay out of harm's way. With a machine this powerful, it's important that you and your family feel safe. The Innova is equipped with safety features that gives you and your family the protection you deserve.



ANTI-LOCK BRAKE SYSTEM (ABS) - Be agile in motion as ABS monitors the speed of each wheel to detect and prevent locking.



VEHICLE STABILITY CONTROL (VSC) - VSC helps prevent side skids and helps stabilize the vehicle while turning on a tight curve.



HILL-START ASSIST CONTROL (HAC) - HAC temporarily applies the brakes in order to prevent the vehicle from rolling downhill when the driver switches from the brake to accelerator pedal.



REVERSE CAMERA - For added safety, the reverse camera serves as a reliable guide to help you see the rear view better when moving backwards.

V and G Grades Only



7 SRS AIRBAGS - Stay protected in all rows of seating with full wrap-around safety in the event of an impact.

V Grade Only



CLEARANCE & BACK SONAR - When it comes to obstructions that may come up from behind, you can count on your Innova to have your back. Listen to the audible warning to prevent any untoward accidents.

V and G Grades Only

THE NEW

INNOVA

SHARE IN THE STORIES

| VARIANT | V DSLA/T | G DSLA/T | G DSLM/T | E DSLA/T | E DSLM/T | J DSLM/T |
|----------------------------------|---|---|---|---|--------------------------|-----------------|
| OVERALL DIMENSIONS | | | | | | |
| Length x Width x Height | mm | | 4,735 x 1,830 x 1,795 | | | |
| Seating Capacity | 7 | | 8 | | | |
| ENGINE & TRANSMISSION | | | | | | |
| Model | 1GD-FTV | | | | | |
| Type | 4-Cylinder, In-Line 16 Valve, Double Overhead Camshaft (Variable Nozzle Turbo Charger w/ Intercooler) | | | | | |
| Displacement | 2,755 | | | | | |
| Max Output | PS / Rpm | 174 / 3,400 | 170 / 3,600 | 174 / 3,400 | 170 / 3,600 | |
| Max Torque | Nm / Rpm | 360 / 1,200-3,400 | 343 / 1,200-3,400 | 360 / 1,200-3,400 | 343 / 1,200-3,400 | |
| Transmission | 6-speed AT | | 5-speed MT | 6-speed AT | 5-speed MT | |
| CHASSIS | | | | | | |
| Suspension | Front / Rear | Independent, Double Wishbone with Coil Spring / 4-Link with Coil Spring | | | | |
| Brakes | Front / Rear | Ventilated Discs / Leading-Trailing Drum | | | | |
| Tires / Wheels | 215/55 R17 Alloy | | 205/65 R16 Alloy | | 205/65 R16 Steel | |
| EXTERIOR | | | | | | |
| Headlamps | LED Projector Type + Halogen | | Multi-Reflector Halogen | | | |
| Daytime Running Lights | LED | | - | | | |
| Front Fog Lamps | LED | | With | | | - |
| Outside Rear View Mirror | Color | Chrome | | | Color Keyed | |
| | Power Features | Power Adjust + Power Fold | | | Power Adjust | |
| | Welcome Lamp | With | | | - | |
| Front Grille | Gray Metallic + Chrome | | | Black + Silver Paint | | |
| Windshield Wiper | Front / Rear | Intermittent + Time Adjust / With | | | Intermittent / With | |
| Rear Combination Lamp | Bulb Type with Black-out Outline | | | Bulb Type | | |
| Back Door Handle Garnish | Gloss Black | | | Color Keyed | | |
| Door Outside Handle | Chrome | | | Color Keyed | | |
| Door Belt Moulding | Black + Chrome | | | Black | | |
| INTERIOR | | | | | | |
| Seat Material | Fabric (Noble Brown) | | | Fabric (Black) | | |
| Seat Type and Adjustment | Front | D: 6-Way Manual Adjust + P: 4-Way Manual Adjust + D,P: Back Table | | D: 6-Way Manual Adjust + P: 4-Way Manual Adjust | D,P: 4-Way Manual Adjust | |
| | Rear #1 | Captain Seats, Slide, Recline, and 1-Touch Tumble | 60/40 Split, Slide, Recline, and 1-Touch Tumble with Center Armrest | 60/40 Split, Slide, Recline, and 1-Touch Tumble | | |
| | Rear #2 | One Touch Easy Space Up | | | | |
| Multi-Information Display (MID) | 4.2" TFT | | | DOT Type | | - |
| Economy Meter | Eco Lamp + Zone Display | | | Eco Lamp | | |
| Steering Wheel | Material | Leather + Wood | | Urethane + Silver | | Urethane |
| | Switch | MID + Audio + Phone + Voice Command | | | - | |
| Sun Visors | D,P: Mirror + Lamp | | | D,P: Mirror | | D,P: With (PVC) |
| Inside Door Handle | Chrome | | | Black | | |
| Assist Grip | Fr: 2 + Rr: 4 | | Fr: 1 + Rr: 4 | | | |
| Door Trim | Fabric (Noble Brown) | | | Fabric (Black) | | |
| Storage | Glove Box | With + Key + Damper | | | With + Key | |
| | Console Box | Soft Lid + Wood | Soft Lid | | With Lid | |
| | Cool Box | With | | | | |
| Lamps | Front Personal Lamp | With + Ambient Light | | | With | |
| | Room Lamp | With + Ambient Light | | | With | |
| | Luggage Room Lamp | With | | | - | |
| Illuminated Entry System | With (All Room Lamp) | | | With (Dome only) | | |

| VARIANT | V DSL A/T | G DSL A/T | G DSL M/T | E DSL A/T | E DSL M/T | J DSL M/T |
|---------------------------------------|---|--|-------------------------------------|---------------------|----------------|-------------------------------------|
| FUNCTION | | | | | | |
| Keyless Entry | Smart Entry | With | | | | - |
| Ignition System | Push Start System | Rotary Type | | | | |
| Drive Mode Select | Eco + Power | | | | | |
| Power Features | Windows | All: Auto Up/Down + Jam Protect | D: Auto Up/Down + Jam Protect | | | D: Auto Up/Down |
| | Door Locks | Speed-Sensing | | | With | |
| Airconditioning System | Front / Rear | Automatic Climate Control | | | Manual Control | |
| Light Control System | Standard + Follow Me Home | | | Standard | | |
| Audio System | Type | 7" Display Audio | | 6.75" Display Audio | | 2DIN |
| | Smartphone Connectivity | Apple Carplay + Android Auto + Smart Device Link (SDL) | | | | - |
| | Function | AM / FM / Bluetooth / USB / AUX / Voice Command | | | | CD/ AM / FM / Bluetooth / USB / AUX |
| | Speakers | 6 | | | | 4 |
| Door Ajar Warning | With (Each Door Display) | | | | With | |
| SAFETY & SECURITY | | | | | | |
| SRS Airbags | Driver + Front Passenger + Side + Curtain Shield + Knee (D) | | Driver + Front Passenger + Knee (D) | | | |
| Anti-Lock Brake System (ABS) | With + Brake Assist + EBD | | | | | |
| Vehicle Stability Control (VSC) | With | | | | | |
| Hill-Start Assist Control (HAC) | With | | | | | |
| Seatbelts | Front | 3 pt. ELR + Pretensioner: 2 | | | | |
| | Rear #1 | 3 pt. ELR: 2 | 3 pt. ELR: 3 | | | |
| | Rear #2 | 3 pt. ELR: 3 | | | | |
| Child Restraint System | ISOFIX: 2 + Tether Anchor: 2 | | | | | |
| Emergency Brake Signal | With | | | | | |
| Toyota Vehicle Security System (TVSS) | Immobilizer + Horn | | | - | | |
| Parking Support | Reverse Camera + Clearance and Back Sonar | | | - | | |



WHITE PEARL
CRYSTAL SHINE



SUPER WHITE II



SILVER METALLIC 1



BLACKISH RED MICA



ALUMINA JADE
METALLIC



BLACK 1

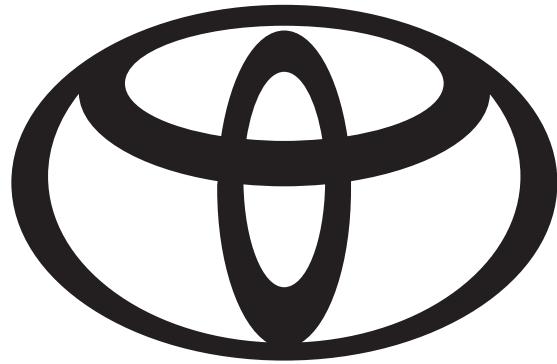


RED MICA METALLIC

| COLOR NAME | V | G | E | J |
|---------------------------|---|---|---|---|
| SUPER WHITE II | | | | |
| WHITE PEARL CRYSTAL SHINE | | | | |
| SILVER METALLIC 1 | | | | |
| BLACK 1 | | | | |
| BLACKISH RED MICA | | | | |
| ALUMINA JADE METALLIC | | | | |
| RED MICA METALLIC | | | | |



SCAN TO
KNOW MORE



TOYOTA